



INVESTMENT REPORT

As at 31 January 2024



TABLE OF CONTENTS

1. Portfolio as at 31 January 2024
2. Portfolio Valuation by Categories as at 31 January 2024



Investment Report
Georges River Council
as at 31 January 2024

1. Portfolio Valuation As At 31 January 2024

	Fixed Interest Security	ISIN	Face Value Original	Market Value	% Total Value
Cash at Bank					
	CBA Consolidated operating 70 & 18		16,263,462.92	16,263,462.92	6.87%
			16,263,462.92	16,263,462.92	6.87%
At Call Account					
	CBA Cash deposit 167242		218,136.31	218,136.31	0.09%
	CBA Online saver 7676		-	-	0.00%
			218,136.31	218,136.31	0.09%
Fixed rate bond					
	NTTC 1.0 15 Dec 2024 1206DAY Fixed		5,000,000.00	5,000,000.00	2.11%
	NAB 4.95 25 Nov 2027 1826DAY Fixed	AU3CB0294502	7,400,000.00	7,400,000.00	3.12%
	ING 4.70 8 Dec 2025 1096DAY Fixed	AU3CB0294759	3,750,000.00	3,750,000.00	1.58%
	Suncorp 4.80 14 Dec 2027 1826DAY Fixed	AU3CB0294957	5,200,000.00	5,200,000.00	2.20%
	Rabobank 5.71 21 Nov 2028 1827DAY Fixed	AU3CB0304525	6,750,000.00	6,750,000.00	2.85%
			28,100,000.00	28,100,000.00	11.86%
Floating rate note					
	MACQ 0.48 09 Dec 2025 FRN	AU3FN0057709	3,000,000.00	2,975,280.00	1.26%
	Suncorp 0.45 24 Feb 2026 FRN	AU3FN0058343	2,100,000.00	2,075,377.50	0.88%
	BOQ 1.07 14 May 2025 FRN	AU3FN0054086	6,500,000.00	6,529,380.00	2.76%
	RBCSyd 0.73 30 Jun 2026 FRN	AU3FN0079133	5,000,000.00	5,000,000.00	2.11%
	Suncorp 1.05 12 Jul 2028 FRN	AU3FN0079406	3,000,000.00	3,000,000.00	1.27%
	CBA 0.95 17 Aug 2028 FRN	AU3FN0080396	2,000,000.00	2,000,000.00	0.84%
	ABOCSyd 0.90 4 Sep 2026 FRN	AU3FN0080859	10,000,000.00	10,000,000.00	4.22%
			31,600,000.00	31,580,037.50	13.33%



Investment Report
Georges River Council
as at 31 January 2024

Term Deposit

WBC 0.80 09 Sep 2024 1098DAY TD	4,000,000.00	4,000,000.00	1.69%
NAB 0.82 06 Sep 2024 1095DAY TD	3,000,000.00	3,000,000.00	1.27%
WBC 0.88 08 Oct 2024 1099DAY TD	4,000,000.00	4,000,000.00	1.69%
WBC 3.29 02 May 2024 731DAY TD	6,000,000.00	6,000,000.00	2.53%
ING 3.40 02 May 2024 731DAY TD	2,000,000.00	2,000,000.00	0.84%
ING 3.90 08 Aug 2025 1096DAY TD	5,000,000.00	5,000,000.00	2.11%
WBC 4.67 30 Aug 2027 1827DAY TD	5,000,000.00	5,000,000.00	2.11%
CBA 4.36 05 Sep 2025 1096DAY TD	5,000,000.00	5,000,000.00	2.11%
WBC 5.10 27 Sep 2027 1826DAY TD	5,000,000.00	5,000,000.00	2.11%
WBC 5.10 27 Sep 2027 1826DAY TD	5,000,000.00	5,000,000.00	2.11%
WBC 5.10 27 Sep 2027 1826DAY TD	5,000,000.00	5,000,000.00	2.11%
ING 5.00 05 Oct 2027 1827DAY TD	5,000,000.00	5,000,000.00	2.11%
WBC 4.76 05 Oct 2027 1827DAY TD	5,000,000.00	5,000,000.00	2.11%
WBC 5.08 18 Oct 2027 1826DAY TD	5,000,000.00	5,000,000.00	2.11%
WBC 5.15 10 Nov 2027 1826DAY TD	10,000,000.00	10,000,000.00	4.22%
ING 4.65 14 Dec 2027 1827DAY TD	5,000,000.00	5,000,000.00	2.11%
ING 5.13 06 Mar 2028 1827DAY TD	5,000,000.00	5,000,000.00	2.11%
ING 4.85 14 Mar 2028 1827DAY TD	5,000,000.00	5,000,000.00	2.11%
NAB 5.30 7 Jun 2024 365DAY TD	5,000,000.00	5,000,000.00	2.11%
ING 5.20 15 Jun 2028 1827DAY TD	4,000,000.00	4,000,000.00	1.69%
ING 5.41 19 Jun 2025 731DAY TD	4,000,000.00	4,000,000.00	1.69%
WBC 5.41 7 Jul 2026 1096DAY TD	3,000,000.00	3,000,000.00	1.27%
NAB 5.45 16 Jul 2024 365DAY TD	10,000,000.00	10,000,000.00	4.22%
NAB 5.40 17 Jul 2024 365DAY TD	5,000,000.00	5,000,000.00	2.11%
WBC 5.06 20 Jul 2026 1098DAY TD	2,200,000.00	2,200,000.00	0.93%
WBC 5.12 24 Jul 2026 1096DAY TD	3,000,000.00	3,000,000.00	1.27%
ING 5.37 18 Aug 2025 731DAY TD	5,000,000.00	5,000,000.00	2.11%
ING 5.01 24 Aug 2026 1096DAY TD	3,000,000.00	3,000,000.00	1.27%
NAB 5.20 27 Aug 2024 365DAY TD	3,000,000.00	3,000,000.00	1.27%
ING 5.00 4 Sep 2026 1096DAY TD	5,000,000.00	5,000,000.00	2.11%
NAB 5.20 9 Sep 2024 367DAY TD	5,000,000.00	5,000,000.00	2.11%
NAB 5.20 10 Sep 2024 365DAY TD	5,000,000.00	5,000,000.00	2.11%
ING 5.30 3 Oct 2025 730DAY TD	2,500,000.00	2,500,000.00	1.06%
ING 5.20 16 Oct 2024 366DAY TD	2,000,000.00	2,000,000.00	0.84%
NAB 5.00 11 Mar 2024 91DAY TD	5,000,000.00	5,000,000.00	2.11%
	156,700,000.00	160,700,000.00	67.85%
Portfolio Total		236,861,636.73	100%

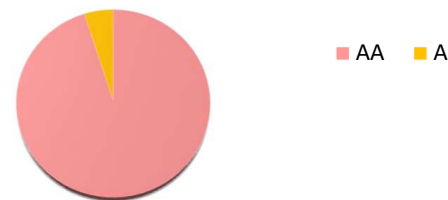


Investment Report
Georges River Council
as at 31 January 2024

2. Portfolio Valuation By Categories As At 31 January 2024

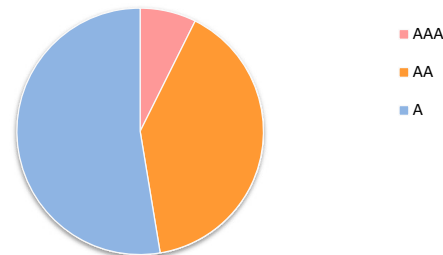
Short Term		% Total
Issuer/Security Rating Group	Market Value	Value
AA	76,481,599	32.29%
A	4,000,000	1.69%
Portfolio Total	80,481,599	33.98%

Market Value by Security Rating Group
(Short Term)



Long Term		% Total
Issuer/Security Rating Group	Market Value	Value
AAA	11,529,380	4.87%
AA	62,600,000	26.43%
A	82,250,658	34.73%
Portfolio Total	156,380,038	66.02%

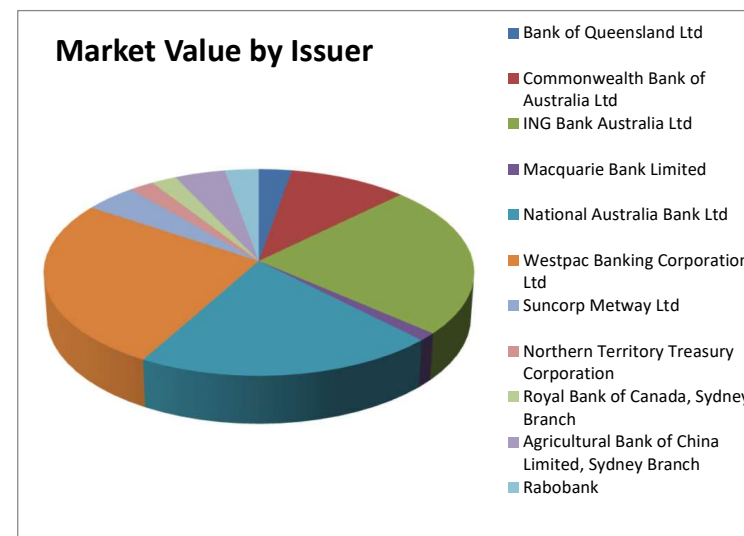
Market Value by Security Rating Group
(Long Term)





Investment Report
Georges River Council
as at 31 January 2024

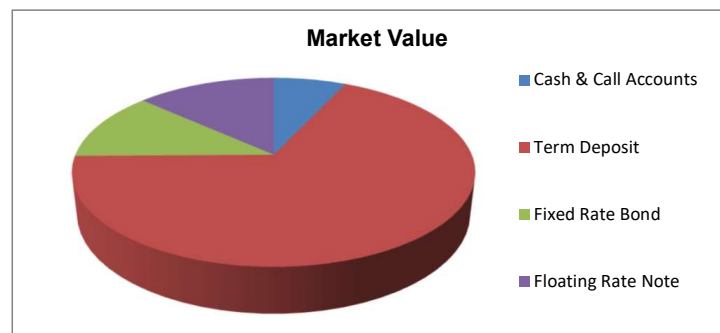
Issuer	Market Value	% Total Value
Bank of Queensland Ltd	6,529,380	2.76%
Commonwealth Bank of Australia Ltd	23,481,599	9.91%
ING Bank Australia Ltd	56,250,000	23.75%
Macquarie Bank Limited	2,975,280	1.26%
National Australia Bank Ltd	48,400,000	20.43%
Westpac Banking Corporation Ltd	62,200,000	26.26%
Suncorp Metway Ltd	10,275,378	4.34%
Northern Territory Treasury Corporation	5,000,000	2.11%
Royal Bank of Canada, Sydney Branch	5,000,000	2.11%
Agricultural Bank of China Limited, Sydney Branch	10,000,000	4.22%
Rabobank	6,750,000	2.85%
Portfolio Total	236,861,637	100.00%





Investment Report
Georges River Council
as at 31 January 2024

Security Type	Market Value	% Total Value
Cash & Call Accounts	16,481,599	6.96%
Term Deposit	160,700,000	67.85%
Fixed Rate Bond	28,100,000	11.86%
Floating Rate Note	31,580,038	13.33%
Portfolio Total	236,861,637	100.00%





Investment Report
Georges River Council
as at 31 January 2024

Term Remaining	Market Value	% Total Value	Policy Limits %
0 to < 1 Year	80,481,599	33.98%	100%
1 to < 3 Years	68,030,038	28.72%	60%
3 to < 5 Years	88,350,000	37.30%	40%
Portfolio Total	236,861,637	100.00%	

Note: Term Remaining is calculated using a weighted average life date (WAL) where appropriate and available otherwise the interim (initial) maturity date is used.

