

Tree information guide



Trees provide many benefits to the Georges River Local Government Area. They offer shade, privacy, improved mental health, and can increase property value. You don't even need a backyard to plant a tree or shrub.


Our Urban Canopy


Georges River is lucky to have a connected network of more than 60,000 trees, including around 30,000 street trees. Without these trees, our LGA would be up to 8°C hotter, have no birds or bees to pollinate our edible plants, and have much poorer air quality.


While Council increases our street tree network, we need your help to increase our private tree network!


Benefits of Trees


A fully grown evergreen tree will, on average:

 Absorb and store almost 50 tonnes of CO₂

 Reduce heat by 8°C on hot days

 Provide habitats for urban animals

 Improve our health by reducing stress

 Increase local property values by beautifying the area

How to Get a Free Tree

Council offers each resident a free tree at our annual tree giveaway events promoted on our [website](#). From 2022, residents who live in Council's Green Web or in suburbs with canopy cover below 20%, can get two free trees! You can check your eligibility at:

georgesriver.nsw.gov.au/tree-planting

Make sure you bring evidence of your address.

Other ways to get a free tree:

- Become a Bushcare volunteer to receive free seedlings from our Bushcare nursery. Visit georgesriver.nsw.gov.au and look for the Bushland page.
- Register for a free tree from the NSW Government's Greening our City program. Visit dpie.nsw.gov.au and search 'free tree giveaway'.

How to Plant Your Tree

- Find a spot with no overhead wires, at least 5 m from buildings and drains.
- Dig a wide hole, then fill it with water and a liquid fertiliser.
- Carefully remove the tree from its pot, squeezing the edges to pry the roots free.
- Place the tree in the hole, with the bottom of the stem slightly below ground level.
- Water straight away using a fine spray. Native trees will require most watering in the first two weeks, then very little afterwards.
- If needed, guard your tree with a stick or stake.



Send photos of happily planted trees to mail@georgesriver.nsw.gov.au addressing Council's Environment team.

For further information regarding Georges River Council's tree planting or tree giveaway events, please contact Council on: 02 9330 6400 or mail@georgesriver.nsw.gov.au

我们的树木



树木为乔治河地方政府区域的环境提供许多好处。树木为我们提供遮荫、隐私、改善心理健康，并可以增加房产的价值。

您甚至不需要有一个后院来种植树木或灌木。
继续阅读，以了解获取免费树木的方法。

我们城市的树冠

乔治河地区拥有超过6万棵树，包括约3万棵街道树。如果没有这些树木，我们的地区平均温度将会升高10个摄氏度，没有鸟类或蜜蜂为我们可食用的植物授粉，空气的质量也差得多。

虽然市政府增加了我们的街道树木的覆盖率，我们也需要您的帮助，扩大私有住宅的树木覆盖率！

植树的好处

一般而言，一棵完全生长的常绿树会：



吸收并储存近50吨的二氧化碳



在炎热的天气里为大气降温8个摄氏度



为城区野生动物提供居所



为人类减压，改善身体健康



通过美化地区环境，提升地产价值

如何领取免费树木

市政府在我们的年度树木赠送活动中，为每位居民提供免费的树木。自2022年起，居住在市政府的“绿网”（Green Web）或树冠覆盖率低于20%的郊区居民可以获得两棵免费树木！您可以登录 georgesriver.nsw.gov.au/tree-planting

M确认您的领取资格。请务必携带您的地址证明。

- 其他领取免费树木的渠道：
- 成为护林志愿者，从我们的护林苗圃里获得免费幼苗。登录 georgesriver.nsw.gov.au 查阅护林的网页。
- R从新南威尔士州政府的“绿化我们的城市”计划中注册免费领取一棵树。登录 dpie.nsw.gov.au 查阅“免费领取绿植（free tree giveaway）”。

如何种植你的树

- 找一处没有架空电缆、距离自家房屋或排水管道5米之外的空地。
- 挖一个大坑，然后填充水和液体肥料。
- 小心地把树苗从花盆里取出，轻轻挤压边缘以撬开根部。
- 把树放置坑中，树茎的底部略低于地面。
- 立刻使用精细喷雾器为其浇水。澳洲原生树木需要持续浇水两周，之后的水需求量会很少。
- 如果需要，用木棍和木桩保护好您的树苗。



把快乐地种树照片，发送到 mail@georgesriver.nsw.gov.au 致函市政府环保团队

欲求更多有关于乔治河市政府植树或免费领取绿植活动的信息，请联系市政府：

02 9330 6400 or mail@georgesriver.nsw.gov.au